

Scaled data based on original data using
LM-79-08 Approved Method: Electrical and Photometric Measurements of Solid-
State Lighting Products

Test Report Prepared for
Cooper Lighting Solutions
(formerly Eaton)

Brand: McGRAW-EDISON

Report Number: P386374

Luminaire Tested: **GWC-SA2A-730-U-T4FT-HSS**

Issue Date: 3/3/2020

Test Information

Test Method: LM-79-08
Report Number: P386374
TEST IS SCALED FROM IESNA LM-79-08 TEST DATA (G2-1903-205-17)
Test Lab: INNOVATION CENTER
Issue Date: 3/3/2020
Manufacturer: COOPER LIGHTING SOLUTIONS (FORMERLY EATON)
Product Line: MCGRAW-EDISON
Catalog Number: GWC-SA2A-730-U-T4FT-HSS
Description: GALLEON WALL LUMINAIRE
(2) 70 CRI, 3000K, 615mA LIGHTSQUARES WITH 16 LEDS EACH AND TYPE IV
FORWARD THROW OPTICS WITH HOUSE SIDE SHIELD
Light Source: -
Ballast/Driver: ELECTRONIC DRIVER

Summary

Lumens per Lamp: N/A
Luminaire Lumens: 6289 lumens
Efficiency: N/A
Efficacy: 95.3 lumens/watt
Luminous Opening: Rectangular (W 1' x L: 0.5' x H: 0')
IES Classification: Type IV - Short
BUG Rating: B1 - U0 - G2

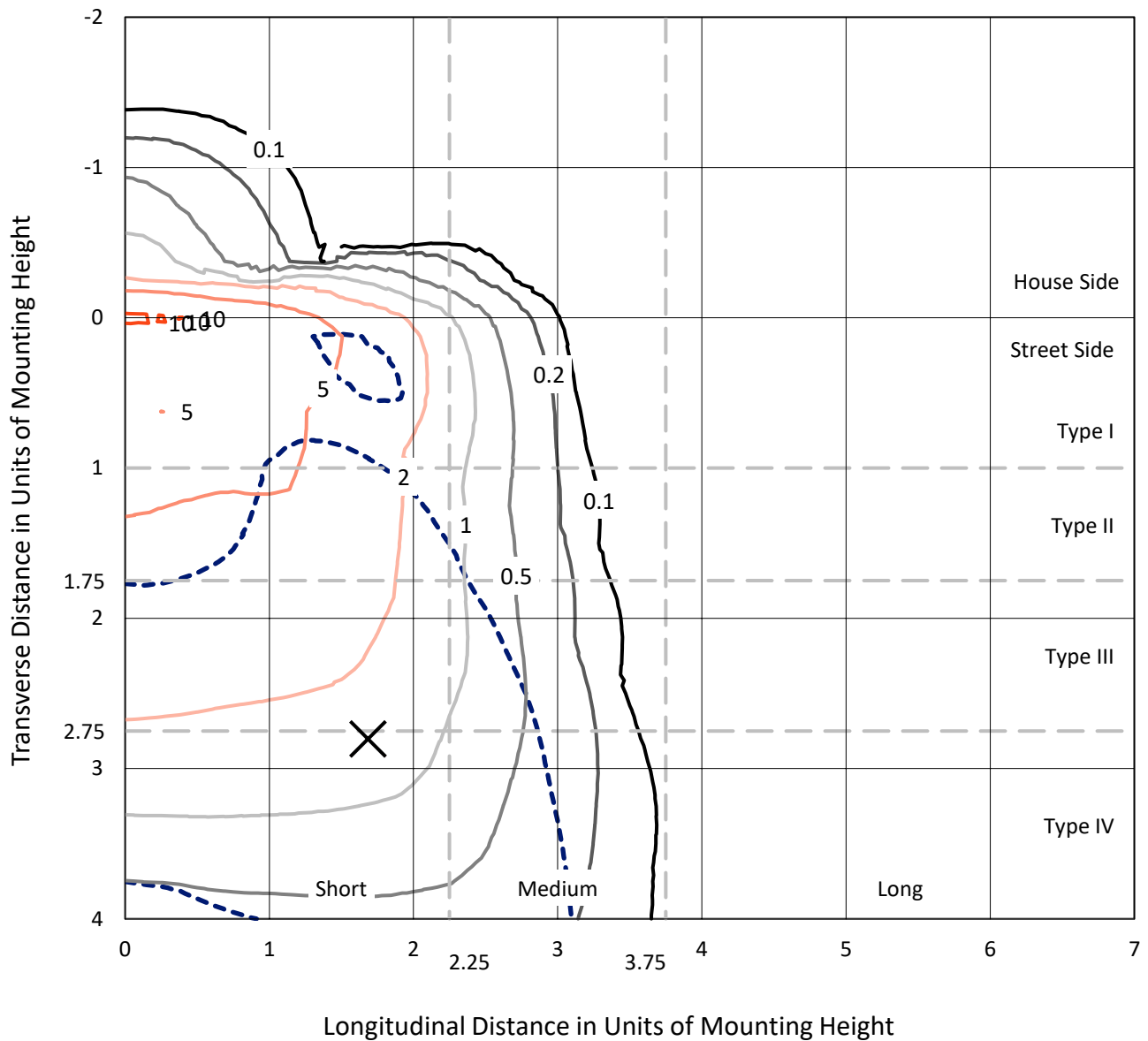
Input Watts (W): 66
Input Voltage (V): NR
Input Current (Ain): NR
Voltage Rise (V): NR
Power Factor: NR
Total Harmonic Distortion (THDi): NR
Frequency (hertz): 60
Stabilization Time: NR
Operation Time: NR
Ambient Temperature (°C): NR
Test Distance: 24 FT



REPORT NUMBER: P386374
 CATALOG NUMBER: GWC-SA2A-730-U-T4FT-HSS

Iso-Footcandle Lines of Horizontal Illumination

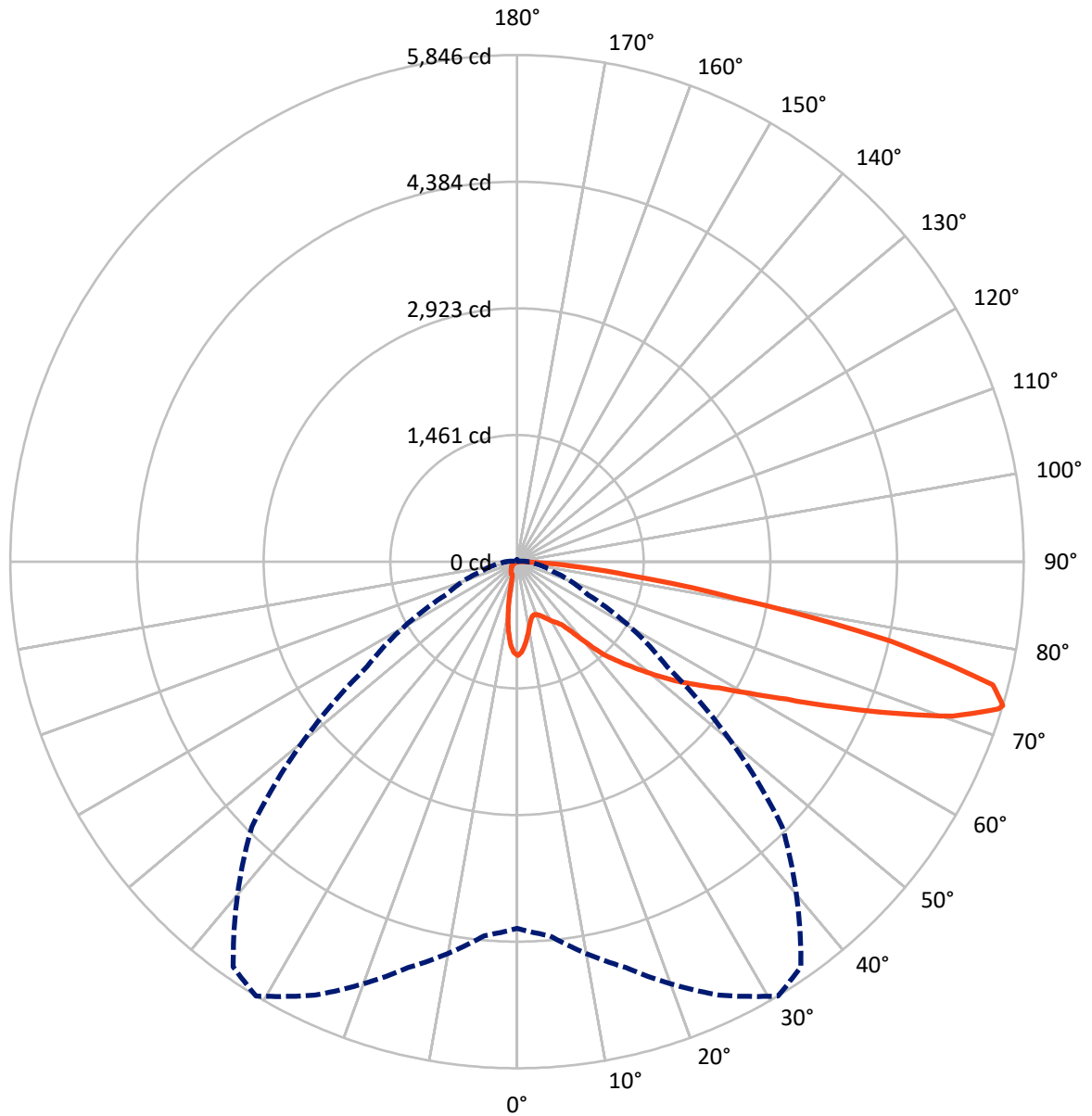
× Max cd
 - - - 1/2 Max cd



Based on 10 foot mounting height. Maximum calculated value = 10.8 fc
 Type IV - Short - N/A

REPORT NUMBER: P386374
CATALOG NUMBER: GWC-SA2A-730-U-T4FT-HSS

Luminous Intensity Polar Plot



— Vertical Plane Through 31-Deg Lateral - - - Horizontal Cone Through 73-Deg Vertical



REPORT NUMBER: P386374
 CATALOG NUMBER: GWC-SA2A-730-U-T4FT-HSS

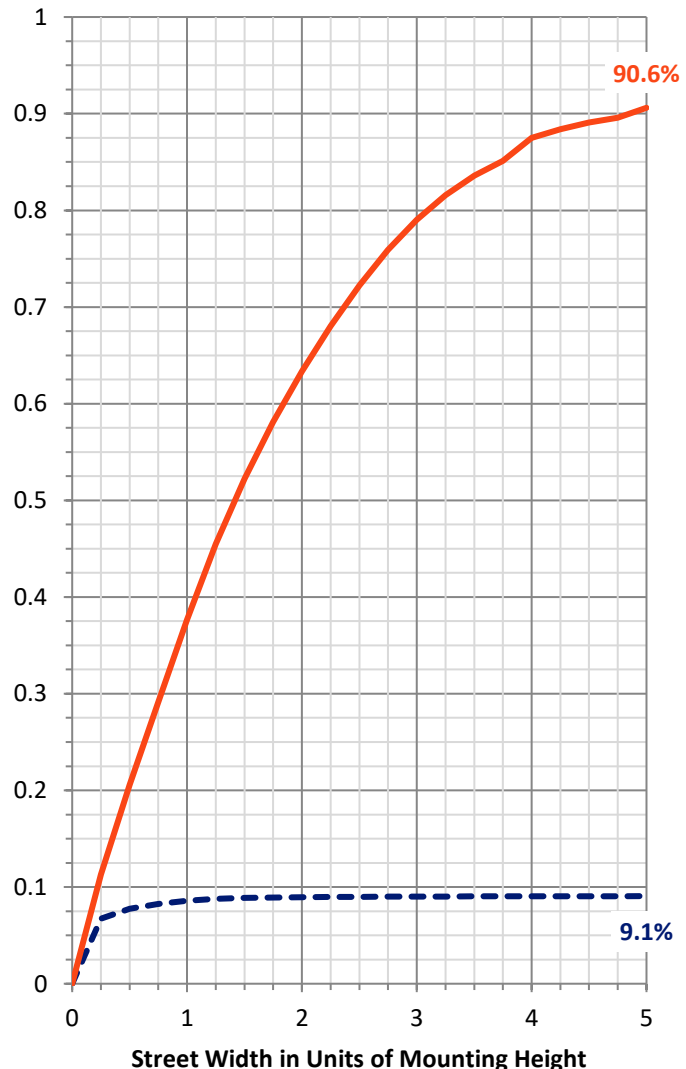
FLUX DISTRIBUTION:

		Downward	Upward	Total
House Side	Lumens	573.3	0.0	573.3
	% Fixture	9.1	0.0	9.1
Street Side	Lumens	5715.7	0.0	5715.7
	% Fixture	90.9	0.0	90.9
Total	Lumens	6289.0	0.0	6289.0
	% Fixture	100.0	0.0	100.0

Coefficient of Utilization

ZONAL LUMENS:

Zone	Lumens	% Fixture
0°-10°	89.7	1.4
10°-20°	194.8	3.1
20°-30°	291.9	4.6
30°-40°	464.4	7.4
40°-50°	829.2	13.2
50°-60°	1286.7	20.5
60°-70°	1710.5	27.2
70°-80°	1286.6	20.5
80°-90°	135.2	2.1
90°-100°	0.0	0.0
100°-110°	0.0	0.0
110°-120°	0.0	0.0
120°-130°	0.0	0.0
130°-140°	0.0	0.0
140°-150°	0.0	0.0
150°-160°	0.0	0.0
160°-170°	0.0	0.0
170°-180°	0.0	0.0
0°-90°	6289.0	100.0
0°-180°	6289.0	100.0



REPORT NUMBER: P386374

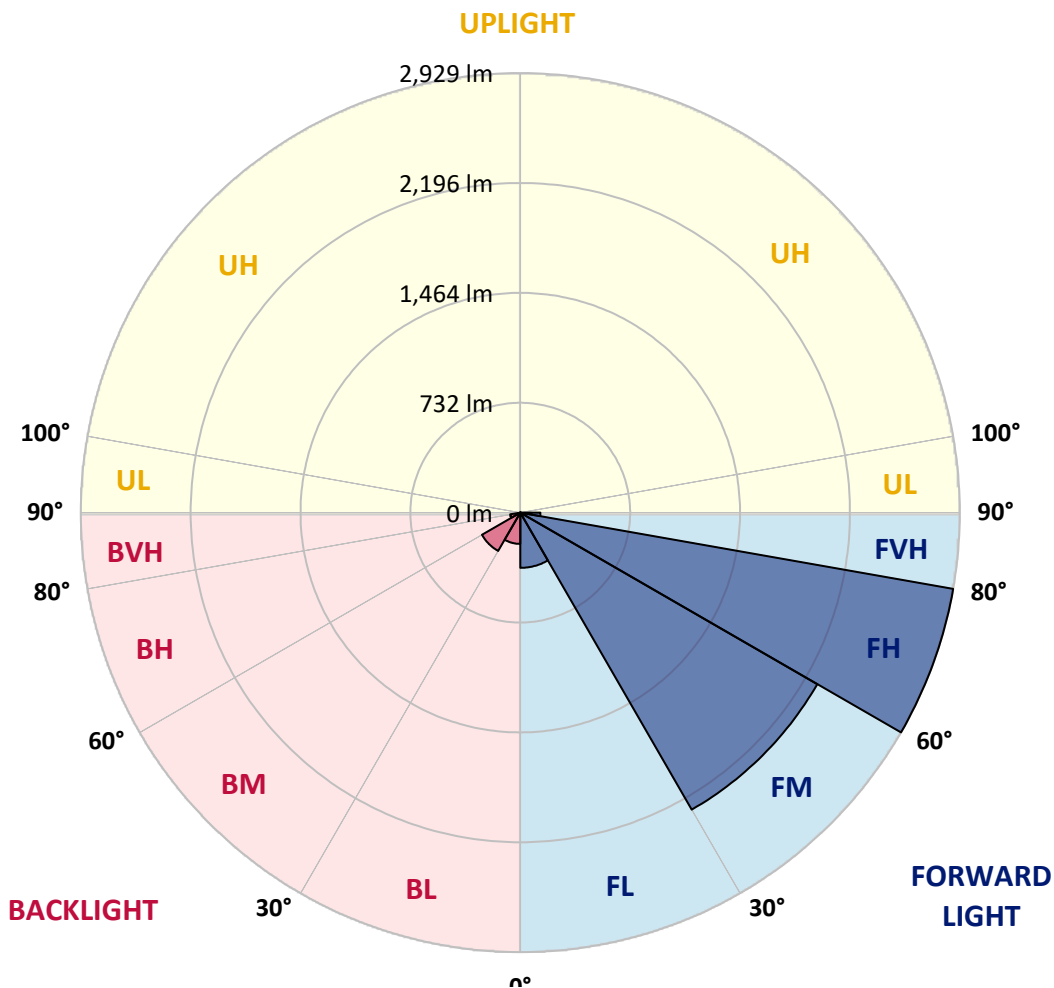
CATALOG NUMBER: GWC-SA2A-730-U-T4FT-HSS

LUMINAIRE CLASSIFICATION SYSTEM LUMEN TABLE AND BUG RATING:

Zone	Lumens	% Fixture	Zone Rating/Lumen Limit		
			B	U	G
FL (0°-30°)	367.9	5.9			
FM (30°-60°)	2285.2	36.3			
FH (60°-80°)	2928.6	46.6			G2/5000
FVH (80°-90°)	134.1	2.1			G2/225
BL (0°-30°)	208.5	3.3	B1/500		
BM (30°-60°)	295.1	4.7	B1/1000		
BH (60°-80°)	68.6	1.1	B0/110		G0/110
BVH (80°-90°)	1.1	0.0			G0/10
UL (90°-100°)	0.0	0.0		U0/0	
UH (100°-180°)	0.0	0.0		U0/0	

BUG Rating: B1-U0-G2

Type IV Short





REPORT NUMBER: P386374

CATALOG NUMBER: GWC-SA2A-730-U-T4FT-HSS

CANDELA DISTRIBUTION (FULL):

	0°	5°	15°	25°	31°	35°	45°	55°	65°	75°	85°
0°	1082.0	1082.0	1082.0	1082.0	1082.0	1082.0	1082.0	1082.0	1082.0	1082.0	1082.0
2.5°	1025.4	1029.7	1034.3	1035.3	1043.0	1043.3	1054.3	1062.6	1071.0	1079.0	1081.7
5°	920.2	927.2	935.5	943.9	960.2	966.6	993.7	1021.4	1047.9	1073.1	1085.4
7.5°	807.8	815.8	827.5	848.1	866.3	878.9	921.7	970.9	1020.2	1066.6	1093.4
10°	705.4	712.7	725.0	746.9	774.9	792.1	849.7	918.0	990.3	1060.8	1105.4
12.5°	640.1	644.1	650.9	674.3	699.5	718.9	786.6	871.2	965.7	1060.5	1124.8
15°	628.1	629.3	623.8	634.3	654.0	672.7	741.4	833.4	946.9	1065.4	1150.0
17.5°	647.2	646.6	628.1	626.9	642.6	658.0	719.2	807.2	933.7	1076.8	1182.7
20°	676.1	674.0	642.0	636.1	652.7	667.2	717.7	797.4	928.8	1095.9	1222.4
22.5°	714.6	710.9	660.7	654.6	672.4	687.5	736.7	806.9	933.1	1121.4	1268.5
25°	762.3	756.7	693.0	686.3	704.4	719.5	770.9	834.3	946.0	1152.5	1327.0
27.5°	816.1	808.1	744.7	727.2	747.8	763.5	816.5	876.2	966.3	1185.4	1398.7
30°	866.9	856.5	799.2	770.3	795.5	813.1	865.7	926.0	998.9	1236.2	1496.9
32.5°	918.0	906.3	847.8	813.4	836.1	855.2	916.5	994.6	1060.2	1313.8	1627.4
35°	1035.6	1023.3	951.6	894.6	894.3	905.1	987.6	1088.5	1141.1	1421.8	1783.1
37.5°	1233.4	1226.4	1158.0	1050.0	1021.1	1009.1	1084.5	1200.5	1257.5	1570.4	1958.8
40°	1450.1	1443.9	1367.3	1269.5	1225.4	1195.9	1223.6	1356.5	1421.8	1752.0	2138.2
42.5°	1694.8	1665.5	1528.9	1499.6	1460.3	1437.8	1412.9	1548.9	1623.7	1949.6	2316.1
45°	1917.0	1867.7	1690.4	1646.1	1637.2	1642.7	1656.6	1807.4	1850.8	2184.4	2493.4
47.5°	2049.3	2010.5	1874.5	1832.0	1829.6	1866.2	1970.8	2099.4	2077.0	2389.0	2649.4
50°	2175.1	2140.1	2027.1	2037.6	2049.0	2098.8	2327.5	2399.8	2283.5	2574.6	2792.5
52.5°	2277.0	2223.5	2164.4	2223.2	2279.2	2359.5	2695.5	2669.4	2430.0	2722.3	2915.0
55°	2335.8	2311.5	2340.1	2399.2	2504.4	2634.9	3043.0	2893.7	2537.1	2857.1	2996.5
57.5°	2551.2	2503.5	2560.4	2611.5	2748.8	2931.3	3340.6	3060.8	2614.3	2940.5	3015.3
60°	2811.9	2773.4	2807.0	2891.9	3077.2	3291.7	3618.8	3197.2	2654.6	2994.1	2966.7
62.5°	3226.7	3175.9	3155.0	3250.1	3495.7	3729.9	3829.9	3291.7	2645.7	2970.4	2799.9
65°	3782.5	3729.9	3636.3	3722.5	4034.9	4200.1	4065.9	3311.7	2584.1	2778.6	2378.3
67.5°	4351.8	4313.7	4233.7	4378.9	4660.8	4714.1	4315.5	3263.0	2386.0	2253.0	1680.3
70°	4727.9	4711.6	4763.6	5084.9	5336.3	5320.9	4544.5	3001.8	1859.7	1385.5	831.2
72.5°	4456.8	4534.9	4919.0	5501.6	5808.7	5683.1	4426.9	2305.0	1063.0	533.0	240.3
73°	4232.1	4332.1	4849.2	5517.3	5845.9	5708.4	4328.1	2115.8	906.0	420.7	182.2
75°	2944.2	3067.0	4014.5	5138.4	5671.8	5438.8	3607.7	1295.0	419.8	186.5	73.6
77.5°	1429.5	1520.3	2210.5	3712.6	4410.9	4249.4	2245.9	482.5	189.6	116.6	33.9
80°	533.6	593.3	959.6	1889.6	2549.1	2615.8	987.9	182.5	126.2	93.9	17.2
82.5°	139.7	155.7	353.9	842.6	1306.4	1367.3	311.4	92.0	92.3	77.2	10.5
85°	44.6	51.1	110.5	378.2	615.5	540.4	81.2	44.6	67.1	57.5	5.8
87.5°	5.5	7.1	35.1	88.9	135.7	75.4	12.6	13.2	28.6	32.0	3.4
90°	0.0	0.0	0.0	0.0	0.0	0.0	0.0	0.0	0.0	0.0	0.0



REPORT NUMBER: P386374

CATALOG NUMBER: GWC-SA2A-730-U-T4FT-HSS

CANDELA DISTRIBUTION (continued):

	90°	95°	105°	115°	125°	135°	145°	155°	165°	175°	180°
0°	1082.0	1082.0	1082.0	1082.0	1082.0	1082.0	1082.0	1082.0	1082.0	1082.0	1082.0
2.5°	1084.5	1083.0	1083.3	1075.3	1070.0	1059.6	1048.8	1043.9	1038.6	1036.5	1038.6
5°	1090.0	1087.3	1079.3	1054.6	1028.5	994.6	962.9	938.9	908.8	900.5	909.1
7.5°	1098.7	1093.1	1069.7	1019.6	961.4	896.8	824.1	771.2	727.8	699.8	710.0
10°	1111.3	1100.8	1053.7	968.5	864.5	750.0	646.9	566.6	509.6	486.2	485.3
12.5°	1132.5	1112.8	1034.0	902.0	746.0	593.3	458.2	371.1	325.0	295.1	294.5
15°	1155.9	1127.0	1009.1	822.3	608.1	425.0	295.1	229.0	199.1	189.6	188.3
17.5°	1184.5	1143.3	976.8	724.1	463.8	281.6	192.6	173.6	172.3	171.4	171.4
20°	1220.5	1162.7	935.2	611.8	329.0	188.0	163.7	165.0	165.6	164.3	164.6
22.5°	1262.4	1182.4	885.7	491.2	222.5	157.3	156.6	158.2	158.8	158.2	158.5
25°	1311.0	1205.1	825.4	364.7	160.6	149.3	150.8	152.9	154.5	154.5	154.5
27.5°	1371.3	1232.8	752.7	254.5	138.8	140.9	145.3	149.3	151.4	152.0	152.0
30°	1449.8	1267.3	665.7	174.5	126.2	129.9	137.9	145.6	149.6	150.2	150.5
32.5°	1548.9	1306.1	564.7	128.9	115.4	118.2	126.8	139.7	147.4	148.6	148.6
35°	1662.4	1351.0	456.1	112.3	107.7	108.6	115.4	130.2	143.7	147.1	147.4
37.5°	1786.8	1395.3	346.8	104.9	101.2	101.2	106.2	118.8	134.8	145.3	146.5
40°	1902.8	1422.1	243.1	99.1	95.4	95.4	99.7	108.9	124.0	139.7	143.1
42.5°	2009.9	1431.3	169.3	93.6	89.9	90.8	94.5	101.9	113.3	128.9	132.0
45°	2120.1	1429.8	123.4	87.1	84.3	87.1	89.9	95.4	103.7	112.6	113.3
47.5°	2203.2	1416.9	97.9	80.9	79.1	82.8	85.2	88.9	93.6	92.9	92.9
50°	2281.0	1385.5	78.8	72.6	73.9	78.2	79.4	80.6	80.9	75.1	74.5
52.5°	2340.1	1336.5	63.1	63.7	68.6	72.9	71.7	69.9	66.8	59.7	58.5
55°	2359.8	1242.4	49.5	52.6	60.9	66.5	61.9	57.9	52.0	46.2	44.9
57.5°	2324.1	1120.8	40.3	40.9	51.4	56.0	50.8	46.2	39.7	34.8	33.9
60°	2248.4	985.7	33.2	30.8	39.7	43.7	40.3	35.7	29.9	26.2	25.9
62.5°	2098.2	841.7	27.4	24.0	30.2	33.5	31.4	28.0	23.1	20.6	20.3
65°	1782.5	673.3	22.2	19.4	23.4	26.2	24.3	21.8	18.2	16.3	16.0
67.5°	1244.2	455.2	18.2	16.0	18.5	20.6	19.1	17.8	14.5	14.2	14.5
70°	600.1	219.4	15.1	12.9	14.5	16.0	15.4	14.5	13.8	16.0	18.5
72.5°	172.0	73.6	12.0	10.8	11.7	12.6	13.2	12.9	15.1	19.4	22.5
73°	132.3	59.4	11.4	10.2	11.1	12.3	12.9	12.6	15.4	19.7	22.5
75°	56.6	28.6	8.6	8.3	9.2	10.8	11.4	11.4	15.4	20.0	21.5
77.5°	25.5	15.4	5.5	6.5	8.0	8.6	9.5	9.5	12.3	15.4	15.4
80°	14.5	8.3	4.3	4.9	5.8	5.8	5.8	5.2	5.5	6.2	6.8
82.5°	9.2	5.5	3.4	4.0	3.7	3.1	2.5	2.5	2.2	2.5	3.1
85°	5.2	3.1	3.1	2.5	1.5	1.2	1.5	1.2	0.3	0.0	0.3
87.5°	3.1	1.8	0.9	0.0	0.0	0.0	0.0	0.0	0.0	0.0	0.0
90°	0.0	0.0	0.0	0.0	0.0	0.0	0.0	0.0	0.0	0.0	0.0

Signify Classified - Internal
Cooper Lighting Solutions Photometric Lab
1121 Highway 74 South
Peachtree City, GA 30269

Scaled Data Report



Report Generated By 670245982

Signify Classified - Internal
Cooper Lighting Solutions Photometric Lab
1121 Highway 74 South
Peachtree City, GA 30269

Scaled Data Report



Signify Classified - Internal
Cooper Lighting Solutions Photometric Lab
1121 Highway 74 South
Peachtree City, GA 30269

Scaled Data Report



Signify Classified - Internal
Cooper Lighting Solutions Photometric Lab
1121 Highway 74 South
Peachtree City, GA 30269

Scaled Data Report





--- HS — SS

Signify Classified - Internal
Cooper Lighting Solutions Photometric Lab
1121 Highway 74 South
Peachtree City, GA 30269

Scaled Data Report



u

Signify Classified - Internal
Cooper Lighting Solutions Photometric Lab
1121 Highway 74 South
Peachtree City, GA 30269

Scaled Data Report



Signify Classified - Internal
Cooper Lighting Solutions Photometric Lab
1121 Highway 74 South
Peachtree City, GA 30269

Scaled Data Report



(END OF REPORT)